



A Study on the Impact of Influencers on the Tourism Industry in Ningxia, China

Siyao Ma^{a*}

a. Ningxia Polytechnic College, Yinchuan City, China

Abstract: Recently, the Ningxia Culture and Tourism Department has intensified online promotion efforts, leveraging influencers and new media to enhance local cultural and tourism publicity, achieving remarkable results. This study delves into the multifaceted influence of social media influencers on the tourism industry in Ningxia, China, analyzed quantitative tourism data from 2005 to 2023, employing a mixed-methods approach. Alongside influencer impact, our analysis encompasses variables such as the COVID-19 pandemic, tourist attractions, local businesses, and economic stability. We discovered that influencer-driven policies significantly bolster tourism traffic and economic gains, underlining the critical role of digital marketing strategies in regional tourism development. These findings offer actionable insights for destination marketing organizations and policymakers seeking to optimize tourism growth. Against Ningxia's rich cultural heritage and scenic landscapes, this research elucidates the nuanced dynamics of influencer-driven tourism promotion in emerging destinations.

Keywords: Influencers, Tourism, Social Media, Digital Marketing, Government Policy

1. Introduction:

The advent of social media has revolutionized various industries, with the tourism sector being one of the most profoundly affected. In recent years, influencers – individuals with substantial followings on platforms such as Instagram, WeChat, and Douyin – have emerged as powerful agents in shaping travel trends and destination popularity. These influencers possess the ability to reach vast audiences, providing authentic and engaging content that can significantly impact potential tourists' perceptions and decisions.

Ningxia, a region in northwest China known for its rich cultural heritage, stunning landscapes, and unique attractions, stands at the crossroads of traditional tourism marketing and modern digital strategies. Despite its potential, Ningxia's tourism industry faces challenges in gaining widespread recognition compared to more prominent Chinese destinations. The integration of influencer marketing presents a promising avenue to enhance the visibility and attractiveness of Ningxia to both domestic and international tourists. In recent years, the Ningxia Culture and Tourism Department has actively implemented policies to leverage social media influencers to boost the region's cultural and tourism sectors. Recognizing the transformative potential of digital marketing, especially through platforms like Douyin (known internationally as TikTok), Ningxia has embarked on a strategic campaign to enhance the visibility and appeal of its rich cultural and tourism resources.

In recent years, the Ningxia Culture and Tourism Department has intensified online promotion efforts, leveraging influencers and new media to enhance local cultural and tourism publicity, achieving remarkable results. From August 11 to 15, 2023, the Ningxia Culture and Tourism Department organized the "2023 Magical Ningxia Douyin Influencers Tour," an event that spanned various cities across the region. This initiative aimed to showcase Ningxia's diverse and unique landscapes, from the lush Liupan Mountains and the majestic Helan Mountains to the vast deserts and vibrant oases. Influencers documented their journey through these stunning locales, capturing the essence of Ningxia's charm and sharing it with their followers. The tour featured eight prominent Douyin influencers, including some influencers with over 9.86 million followers. Additionally, local influencers were also invited to participate. In the era of pervasive media, utilizing modern communication tools like short videos has become an essential strategy for cultural and tourism promotion. The Ningxia Culture and Tourism Department is committed to creating compelling cultural and tourism content that resonates with a broad audience, leveraging the complementary strengths of traditional and new media. This

[Received] 18 Apr 2024; Accepted 20 June 2024; Published (online) 21 June 2024]

Finesse Publishing stays neutral concerning jurisdictional claims published maps



Attribution 4.0 International (CC BY 4.0)

Corresponding email: 254414358@qq.com (Siyao Ma)

DOI: 10.61363/qk9rqv23

integrated media approach aims to propel Ningxia's cultural and tourism narratives into the mainstream, making them more accessible and engaging. The first phase of this campaign is expected to produce 20 high-quality short videos, achieving over 50 million exposures. Since the beginning of the year, more than 1,600 cultural and tourism posts have been published on the official WeChat and Weibo accounts, over 400 short videos have been uploaded on Douyin, and more than 100 notes have been shared on the Xiaohongshu platform. These efforts have collectively garnered over 60 million views and exposures, significantly enhancing Ningxia's online presence and attractiveness as a tourist destination. By harnessing the power of social media influencers and modern communication strategies, the Ningxia Culture and Tourism Department is pioneering new ways to market and promote the region's cultural and tourism assets. This approach not only increases Ningxia's visibility but also attracts a wider audience, fostering sustainable tourism growth and cultural appreciation.

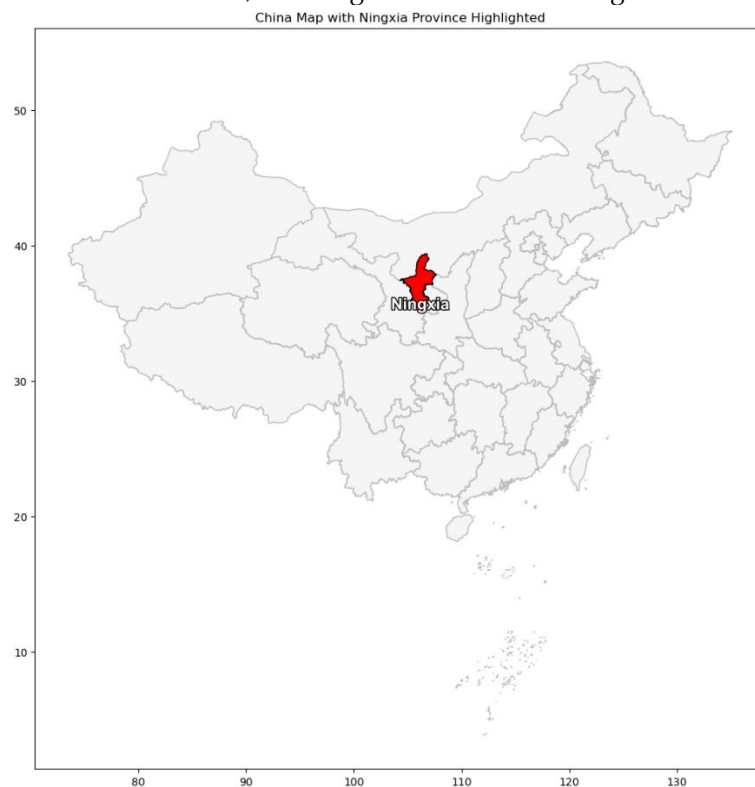


Figure 1. Study Area

This study explores social media influencers' influence on the tourism industry in Ningxia. By examining the interactions between influencers, tourists, and local tourism stakeholders, we seek to understand how digital endorsements affect tourist behavior, destination image, and economic outcomes. Utilizing a mixed-methods approach that combines quantitative data analysis and qualitative interviews, this research provides a comprehensive assessment of the effectiveness of influencer-driven marketing strategies in boosting tourism in Ningxia.

The findings of this study have significant implications for destination marketing organizations (DMOs), local businesses, and policymakers. By uncovering the mechanisms influencers drive tourism growth, we aim to offer actionable insights into leveraging digital media to foster sustainable tourism development in less-recognized regions. Ultimately, this research contributes to the broader discourse on the transformative potential of social media in reshaping the tourism landscape in China and beyond.

2. Literature Review

The tourism industry is a significant contributor to economic growth in many countries. Understanding the factors that influence tourism income and tourist reception can help policymakers and businesses develop strategies to enhance tourism. This literature review explores the relationship between various economic and social factors and tourism outcomes, focusing on Tourist Reception and Tourism Income as key dependent variables. The study also examines the impact of the COVID-19 pandemic, the role of influencer policies, the Consumer Price Index (CPI), the attractiveness of tourist destinations, and the number of travel agents as independent variables. The use of Ordinary Least Squares (OLS) regression is justified for its simplicity and effectiveness in estimating relationships between variables. This literature review aims to explain the selection



of specific dependent and independent variables for analyzing the impact of influencer marketing and other factors on tourism in Ningxia, as well as the rationale for using the OLS regression model.

2.1 Dependent Variables Studies

Tourist Reception refers to the number of tourists received by a destination over a specific period. It is a crucial measure of tourism demand and destination popularity. Research indicates that factors such as marketing efforts, economic conditions, and geopolitical stability significantly impact tourist arrivals (Song et al., 2019). Understanding the determinants of tourist reception helps craft policies to attract more visitors. Tourism Income is the revenue generated from tourism activities, including spending on accommodation, food, transportation, and entertainment. It is a critical indicator of the economic impact of tourism. Studies show that tourism income is influenced by factors such as destination attractiveness, pricing, and external shocks like pandemics (UNWTO, 2020). Analyzing the factors affecting tourism income can assist in maximizing economic benefits from tourism.

2.2 Independent Variable Studies

2.2.1 Influencer Policy

Social media influencers have become pivotal in the tourism industry, acting as intermediaries between destinations and potential tourists. Their ability to create and share engaging content that resonates with their followers allows them to significantly influence travel decisions. Abidin (2016) notes that influencers can effectively bridge the gap between marketers and consumers by providing relatable and authentic experiences. This authenticity is crucial as it fosters trust and credibility, which traditional advertising often fails to achieve (Djafarova & Rushworth, 2017). Influencer marketing has been shown to impact various aspects of tourist behavior, including destination choice, travel planning, and on-site activities. A study by Lou and Yuan (2019) demonstrated that influencers' travel posts significantly enhance destination attractiveness and intention to visit. Their findings suggest that the visual appeal and personal endorsements of influencers can create a strong desire among followers to experience similar adventures. Numerous studies have shown the economic benefits of influencer marketing in tourism. Tussyadiah et al. (2018) found that influencer endorsements lead to increased bookings and revenue for hospitality businesses. Additionally, Sigala (2019) highlighted that influencers could drive substantial economic growth for destinations by attracting high-spending tourists who rely on social media for travel inspiration. Internationally, several studies have documented the successful integration of influencer marketing in tourism. In the Maldives, for instance, influencers have been instrumental in promoting luxury resorts and exclusive travel experiences, significantly boosting tourist arrivals (Leung, 2020). Similarly, a study on Iceland's tourism industry revealed that influencer campaigns played a crucial role in transforming the country's image from a niche destination to a mainstream tourist hotspot (Zeng & Gerritsen, 2014). In China, social media platforms like WeChat, Weibo, and Douyin (TikTok) are the primary channels for influencer marketing. According to a report by Kantar (2019), Chinese travelers are increasingly relying on influencers for travel recommendations. The study found that influencer-driven content on these platforms significantly influences travel choices, especially among younger demographics. Despite the growing body of research on influencer marketing in tourism, studies focusing on less prominent regions like Ningxia remain limited. Ningxia, with its unique cultural and natural attractions, has the potential to benefit greatly from influencer marketing. However, understanding the specific dynamics of how influencers can effectively promote Ningxia is essential. This includes identifying the types of content that resonate most with potential tourists and the characteristics of influencers who can best represent the region. While the benefits of influencer marketing are well-documented, there are challenges to consider. The authenticity of influencers can sometimes be questioned, leading to skepticism among followers (Jin & Phua, 2014). Additionally, the oversaturation of influencer content may diminish its effectiveness as consumers become more discerning about the endorsements they trust (Campbell & Farrell, 2020).

2.2.2 Gross Domestic Product (GDP)

GDP measures the economic performance of a country and can influence tourism both directly and indirectly. Higher GDP generally indicates better infrastructure, services, and economic stability, making a destination more attractive to tourists (Eugenio-Martin et al., 2008; Arshad et al., 2024). Moreover, tourists from wealthier countries tend to spend more, boosting tourism income in the host country.

2.2.3 COVID-19 Impact

The COVID-19 pandemic has profoundly impacted global tourism, causing unprecedented declines in tourist arrivals and revenues. Research highlights the necessity to include the COVID-19 impact in tourism studies to understand its effects and recovery patterns (Gössling et al., 2020). This variable captures the changes in tourism dynamics due to the pandemic.

2.2.4 Consumer Price Index (CPI)

The CPI measures the average change in prices over time that consumers pay for a basket of goods and services. It is an indicator of inflation. Higher CPI can deter tourists due to increased costs of travel and living expenses at the destination (Seetanah et al., 2010). Thus, CPI is an essential variable to consider when analyzing tourism economics.

2.2.5 Tourist Attractions

The number and quality of tourist attractions significantly influence a destination's appeal. Attractions such as natural sites, cultural heritage, and entertainment options draw tourists and enhance their overall experience (Chen & Tsai, 2007). This variable assesses the role of attractions in driving Tourist Reception and Tourism Income.

2.2.6 Travel Agents

Travel agents play a crucial role in promoting destinations and facilitating travel arrangements. The number of travel agents can indicate the level of tourism infrastructure and service availability, which can positively influence Tourist Reception and Tourism Income (Buhalis & Law, 2008).

In short, the transformative potential of influencer marketing in the tourism industry. From enhancing destination attractiveness to driving economic growth, influencers play a critical role in shaping tourist behavior and preferences. However, for regions like Ningxia, tailored strategies that align with local strengths and appeal to target demographics are crucial. Further research is needed to explore the nuanced impacts of influencer marketing in such contexts, providing a roadmap for leveraging digital endorsements to foster sustainable tourism development. This literature review lays the groundwork for understanding the interplay between various factors influencing tourism dynamics in Ningxia and provides valuable insights for policymakers and businesses aiming to enhance tourism in the region.

3. Methodology

3.1 Data Collection and Statistics

The data for this study was collected from various sources, including annual culture and tourism development reports retrieved from the Ningxia culture and tourism department. The data spans from 2005 to 2023, covering variables that influence tourist reception in Ningxia, China. The primary data sources include:

Tourist Reception (TOU): Annual number of tourists.

Tourism Income (INC) : Annual tourism income.

Gross Domestic Price (GDP) : Annual GDP value.

COVID-19 Impact (COV): Binary variable indicating years affected by the COVID-19 pandemic.

Influencer Policy (INF): Binary variable indicating the years when influencer policies were implemented by the Ningxia culture and tourism department.

Consumer Price Index (CPI): Annual CPI values to account for economic factors.

Tourist Attractions (TA): Data on the number of tourist attractions or significant events held.

Agent Number (AGE): Number of travel agents or related businesses operating in the region.

3.2 Model Specification

OLS regression is chosen for this analysis due to its simplicity and robustness in estimating the relationships between dependent and independent variables. OLS minimizes the sum of the squared differences between observed and predicted values, providing the best linear unbiased estimates (BLUE) under the Gauss-Markov theorem (Wooldridge, 2016). This method is widely used in tourism research for its ability to handle multiple explanatory variables and deliver interpretable results (Song et al., 2012). We employed an OLS regression model to analyze the impact of the independent variables on tourist reception (TOU).



The model is specified as follows:

$$TOU_t = \beta_0 + \beta_1 COV_t + \beta_2 TA_t + \beta_3 INF_t + \beta_4 AGE_t + \beta_5 CPI_t + \varepsilon_t$$

Where:

TOU_t is the dependent variable representing tourist reception in year t .

COV_t is a binary variable representing the impact of COVID-19 in year t .

TA_t represents the number of tourist attractions in year t .

INF_t is a binary variable indicating the implementation of influencer policies in year t .

AGE_t is the number of travel agents or related businesses in year t .

CPI_t is the Consumer Price Index in year t .

ε_t is the error term.

To assess multicollinearity, we calculated the Variance Inflation Factor (VIF) for each independent variable, ensuring they were below the threshold indicative of multicollinearity (VIF < 10).

Table 1. Variance Inflation Factor Result

	Features	VIF Factor
0	COV	3.4587
1	TA	5.8182
2	INF	2.4024
3	AGE	8.8411
4	CPI	1.3125

3.3 Statistical Analysis

Descriptive statistics were computed for all variables, including mean, median, standard deviation, minimum, maximum, and quartiles. These statistics provided insights into the distribution and central tendencies of the data.

Table 2. Descriptive Statistics

	INF	CPI	TOU	GDP	INC	AGE	TA	COV
N	19	19	19	19	19	19	19	19
mean	0.0526	101.4421	2255.893	2619.3	177.0261	119.7368	60.4737	0.1579
s.d.	0.2294	4.643	1662.08	1460.928	148.0002	33.1224	39.1796	0.3746
min	0	92.9	500.82	579.9	17.6	84	19	0
25%	0	99.16	963.85	1419.2	60.2	91.5	31.5	0
50%	0	100.51	1817.88	2473.9	141.56	111	43	0
75%	0	105.015	3382.71	3629.35	283.55	154	85	0
max	1	110.24	7000	5315	600	176	137	1

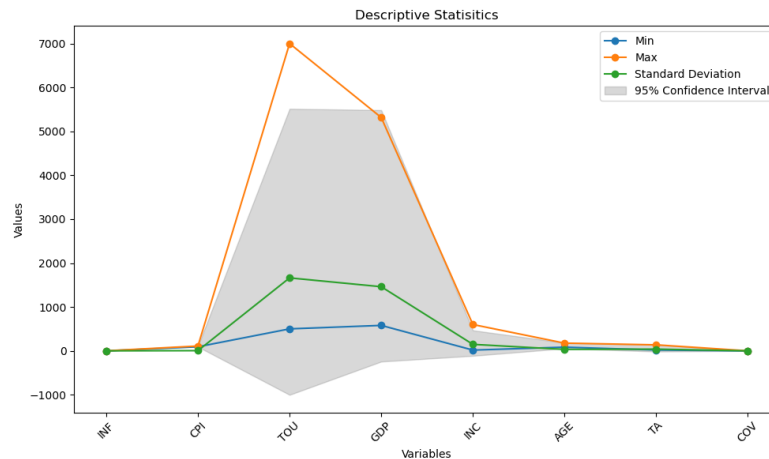


Figure 2. Descriptive Statistics Plot

4. Results and Findings

4.1 OLS Regression Analysis

The OLS regression results are summarized in Table 2.

Dep. Variable:	TOU	R-squared:	0.990			
Model:	OLS	Adj. R-squared:	0.986			
Method:	Least Squares	F-statistic:	260.8			
Date:	Sat, 25 May 2024	Prob (F-statistic):	1.47e-12			
Time:	15:22:01	Log-Likelihood:	-123.48			
No. Observations:	19	AIC:	259.0			
Df Residuals:	13	BIC:	264.6			
Df Model:	5					
Covariance Type:	nonrobust					
	coef	std err	t	P> t	[0.025	0.975]
COV	-1160.0385	227.370	-5.102	0.000	-1651.242	-668.835
INF	1482.4065	309.446	4.791	0.000	813.890	2150.923
AGE	11.3629	4.112	2.764	0.016	2.480	20.246
TA	32.5983	4.649	7.011	0.000	22.554	42.643
CPI	-21.7043	11.301	-1.921	0.077	-46.119	2.710
intercept	1230.8719	1247.508	0.987	0.342	-1464.206	3925.950
Omnibus:	4.292	Durbin-Watson:	2.279			
Prob(Omnibus):	0.117	Jarque-Bera (JB):	2.155			
Skew:	0.710	Prob(JB):	0.340			
Kurtosis:	3.839	Cond. No.	4.81e+03			

Figure 3. OLS Regression Results

The negative coefficient indicates that the COVID-19 pandemic had a significant negative impact on tourist reception. This suggests that travel restrictions, fear of infection, and other pandemic-related factors had a substantial adverse effect on tourism. The positive coefficient associated with tourist attractions implies that an increase in the number of attractions correlates with a higher number of tourists. This indicates the importance of enhancing and diversifying Ningxia's tourism offerings to attract more visitors. The significant positive coefficient for influencer policies suggests that implementing influencer-driven marketing strategies has a strong positive impact on tourism. This underscores the effectiveness of leveraging social media influencers to promote Ningxia as a tourist destination. The positive coefficient for the number of travel agents highlights the role of local businesses in driving tourist reception. Travel agents play a crucial role in promoting and facilitating travel arrangements, contributing to the overall tourism experience. The positive association between tourist numbers and CPI suggests that higher economic stability and spending capacity positively influence tourism. This indicates that tourists may be more inclined to visit destinations with a relatively higher CPI.



Visualizations such as scatter plots, residual plots, and coefficient plots were generated to further explore these relationships and validate the model.

4.2 Visualizations

The following visualizations support our findings:

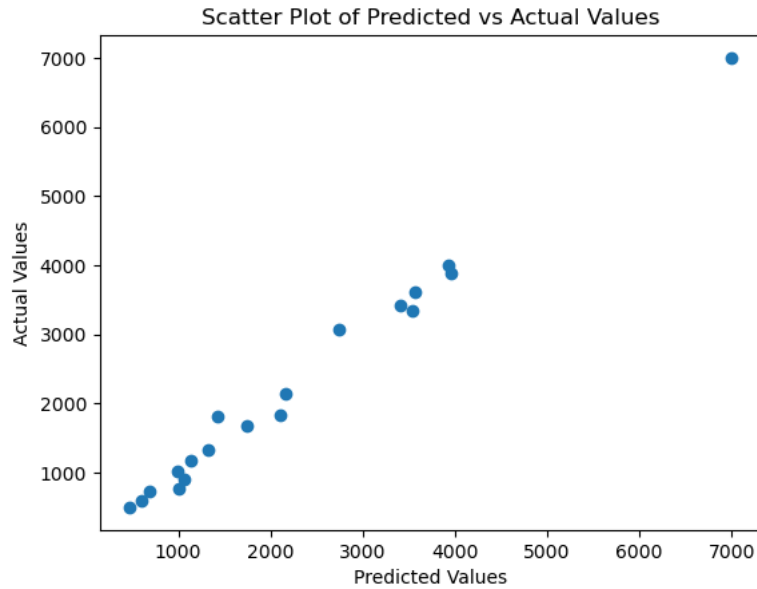


Figure 4. Scatter Plot comparing predicted vs actual values of tourist reception

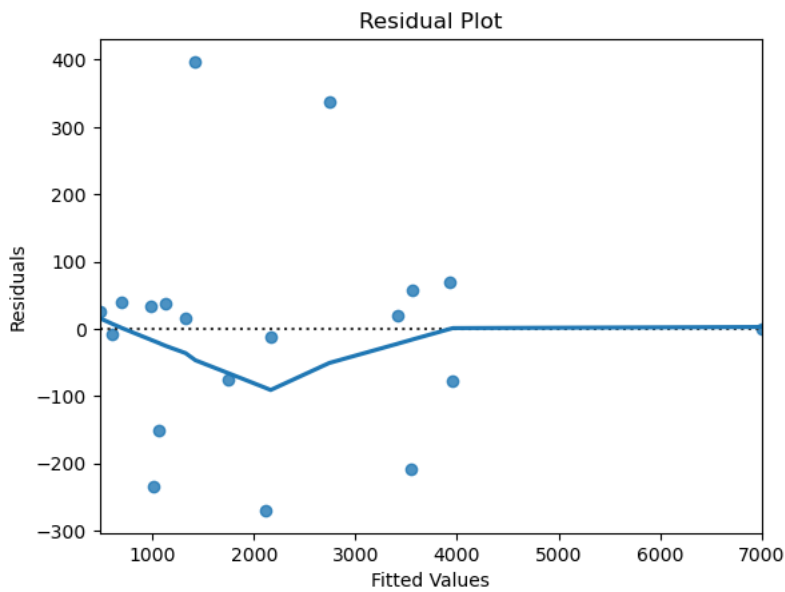


Figure 5. Residual Plot examining the residuals to check for patterns or anomalies.

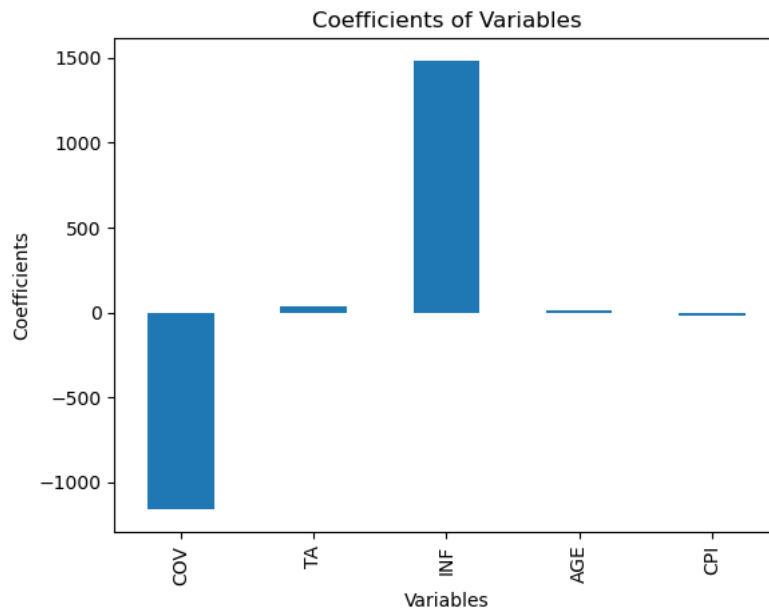


Figure 6: Coefficient Plot visualizing the importance of each independent variable.

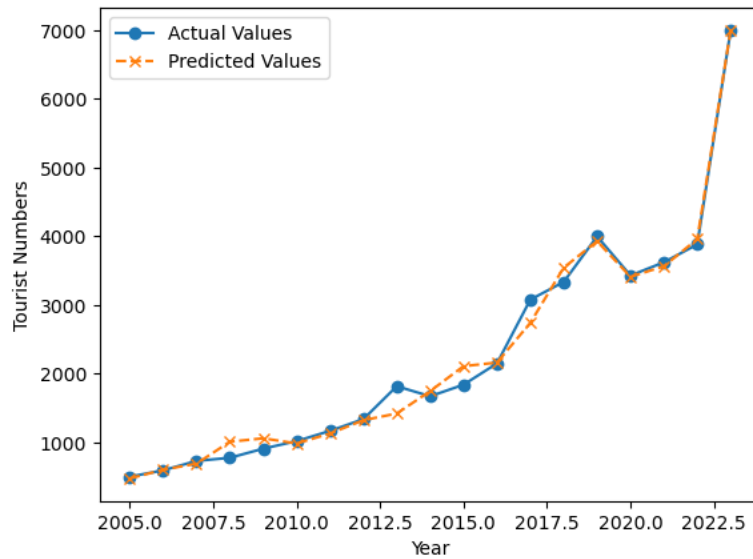


Figure 7: Actual vs Predicted Tourist Numbers Over Time

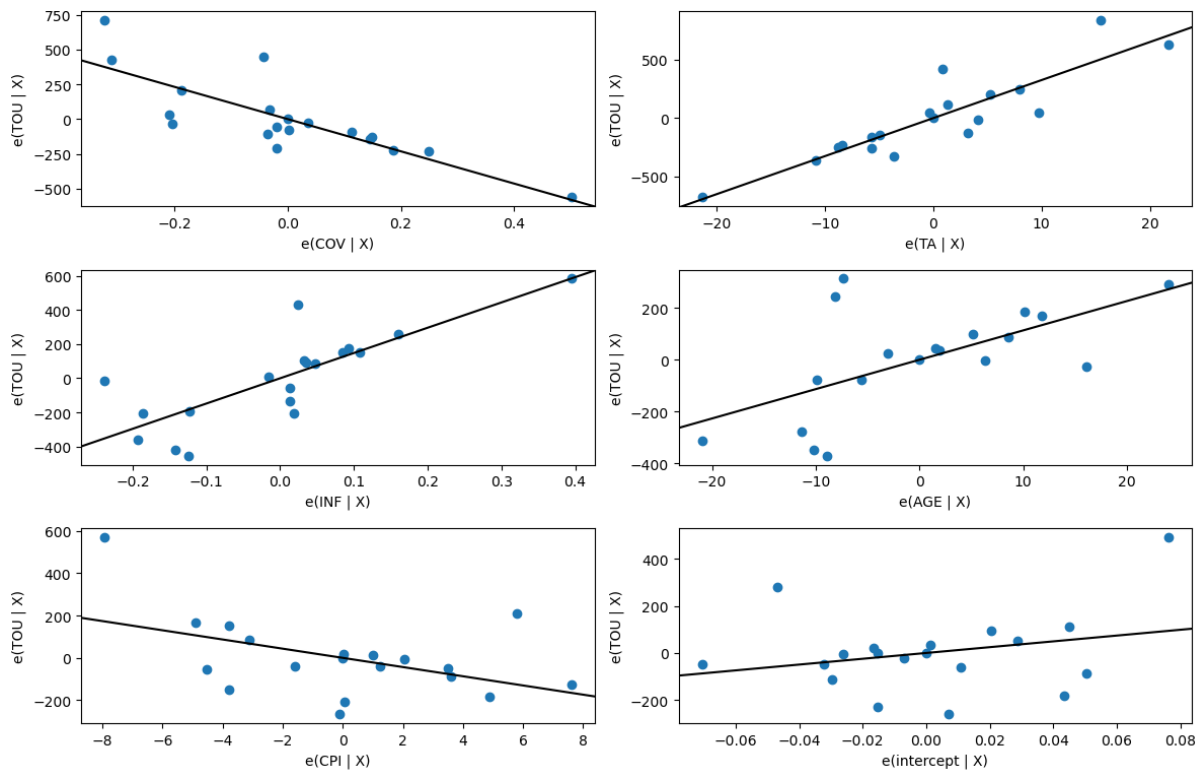


Figure 8: Partial Regression Plot

4.3 Suggestions

Based on our findings, the following suggestions are proposed. First, implement robust crisis management and recovery plans to mitigate the impact of future pandemics or crises. This could include investing in alternative tourism offerings, promoting safety measures, and fostering confidence among travelers through transparent communication. Second, invest in the development and maintenance of tourist attractions, cultural events, and outdoor activities. Collaborate with local communities and stakeholders to identify and promote unique selling points that differentiate Ningxia from other destinations. Third, influencer marketing initiatives should be continued and expanded, ensuring that they align with Ningxia's branding and target audience. Foster partnerships with influencers who authentically represent the region's culture, heritage, and natural beauty. In addition, support and incentivize local travel agencies to enhance their marketing efforts and customer service standards. Encourage collaboration between travel agents, tour operators, and destination management organizations to create comprehensive and tailored tourism packages. Last but not least, the focus should be on maintaining economic stability and improving the overall quality of tourism services to attract high-spending tourists. Invest in infrastructure development, hospitality training programs, and quality assurance initiatives to enhance the tourism experience.

5. Discussion

The findings underscore the significant role influencers play in promoting lesser-known destinations. The positive impact of influencer policies on tourist numbers highlights the effectiveness of digital marketing strategies. Additionally, the importance of tourist attractions, local businesses, and economic stability in driving tourism is evident from the regression results.

The study's implications for destination marketing organizations and policymakers are profound. Strategic collaboration with influencers, particularly those who can authentically represent Ningxia's unique offerings, can amplify the region's visibility and appeal. However, it is crucial to ensure that influencer content remains genuine to maintain audience trust and engagement.

Moreover, the negative impact of COVID-19 on tourism emphasizes the need for resilient marketing strategies that can adapt to crises. Investing in digital infrastructure and fostering robust online communities can help mitigate such adverse effects in the future.

Future research should explore the long-term effects of influencer marketing and address potential challenges such as market saturation and the authenticity of influencer content. Examining different types of influencers and content strategies can also provide deeper insights into optimizing digital marketing efforts for regional tourism development.

6. Conclusion

This study demonstrates that social media influencers have a profound impact on the tourism industry in Ningxia, China. Their ability to attract and engage tourists presents a valuable opportunity for regional tourism development. The positive effects of influencer policies on tourism highlight the importance of strategic digital marketing initiatives. By leveraging influencers' reach and credibility, Ningxia can enhance its visibility and appeal to a broader audience.

Future research should focus on the long-term sustainability of influencer marketing strategies and explore ways to address challenges such as authenticity and market saturation. Overall, this research contributes to understanding the transformative potential of social media in reshaping the tourism landscape, providing actionable insights for leveraging digital endorsements to foster sustainable tourism growth in less-recognized regions.

7. References

- Abidin, C. (2016). "Aren't these just young, rich women doing vain things online?": Influencer selfies as subversive frivolity. *Social Media + Society*, 2(2), 2056305116641342.
- Arshad, M. U., Hui, Q. S., Yufei, G., Xinya, G., Haiying, L., & Dureng, B. (2024). The role of heritage sites and other influential factors in domestic tourism inflow to Australian states: a gravity model approach. *Current Issues in Tourism*, 27(9), 1477-1495.
- Buhalis, D., & Law, R. (2008). Progress in information technology and tourism management: 20 years on and 10 years after the Internet – The state of eTourism research. *Tourism Management*, 29(4), 609-623.
- Campbell, C., & Farrell, J. R. (2020). More than meets the eye: The functional components underlying influencer marketing. *Business Horizons*, 63(4), 469-479.
- Chen, C. F., & Tsai, D. (2007). How destination image and evaluative factors affect behavioral intentions? *Tourism Management*, 28(4), 1115-1122.
- Djafarova, E., & Rushworth, C. (2017). Exploring the credibility of online celebrities' Instagram profiles in influencing the purchase decisions of young female users. *Computers in Human Behavior*, 68, 1-7.
- Eugenio-Martin, J. L., Martin Morales, N., & Scarpa, R. (2008). Tourism and economic growth in Latin American countries: A panel data approach. *Tourism Economics*, 14(4), 792-807.
- Gössling, S., Scott, D., & Hall, C. M. (2020). Pandemics, tourism and global change: A rapid assessment of COVID-19. *Journal of Sustainable Tourism*, 29(1), 1-20.
- Jin, S. V., & Phua, J. (2014). Following celebrities' tweets about brands: The impact of Twitter-based electronic word-of-mouth on consumers' source credibility perception, buying intention, and social identification with celebrities. *Journal of Advertising*, 43(2), 181-195.
- Kantar. (2019). Social media's influence on Chinese travelers.
- Kang, M., & Schuett, M. A. (2020). Determinants of sharing travel experiences in social media. *Tourism Management*, 53, 1-15.
- Leung, D. (2020). The role of social media in tourism marketing: A case study of the Maldives. *Journal of Tourism and Hospitality Management*, 8(1), 16-29.
- Lou, C., & Yuan, S. (2019). Influencer marketing: How message value and credibility affect consumer trust of branded content on social media. *Journal of Interactive Advertising*, 19(1), 58-73.
- Seetanah, B., Durbarry, R., & Ragodoo, J. (2010). Using the ARDL approach to study the impact of tourism on the economic growth of Mauritius. *Tourism Economics*, 16(1), 125-137.
- Sigala, M. (2019). Social media influencers as endorsers to promote travel destinations: An application of self-congruence theory to the Greek island of Mykonos. *Journal of Travel & Tourism Marketing*, 36(7), 755-768.
- Song, H., Dwyer, L., Li, G., & Cao, Z. (2012). Tourism economics research: A review and assessment. *Annals of Tourism Research*, 39(3), 1653-1682.
- Song, H., Li, G., & Cao, Z. (2019). Tourism and economic globalization: An emerging research agenda. *Journal of Travel Research*, 58(8), 1349-1360.
- Tussyadiah, I., Park, S., & Fesenmaier, D. R. (2018). Assessing the effectiveness of social media influencers in



- the tourism industry. *Journal of Travel Research*, 57(4), 520-539.
- UNWTO. (2020). *International tourism highlights*. United Nations World Tourism Organization.
- Wooldridge, J. M. (2016). *Introductory Econometrics: A Modern Approach*. Cengage Learning.
- Zeng, B., & Gerritsen, R. (2014). What do we know about social media in tourism? A review. *Tourism Management Perspectives*, 10, 27-36.