



Citric acid production by the solid-state fermentation potential of *Aspergillus Niger* using different substrates from northern Gondar zone of Ethiopia

Kidist Alemayehua^a, Tamene Milkessa^b, Nega Berhane^c

- Department of Biology, College of Natural and Computational Sciences, University of Gondar, Gondar, Ethiopia
- Department of Environmental and Industrial Biotechnology, Institute of Biotechnology, University of Gondar, Gondar, Ethiopia
- Department of Medical Biotechnology, Institute of Biotechnology, University of Gondar, Gondar, Ethiopia

Abstract: Citrus fruits, of course, contain citric acid. Synthetic forms are frequently used as an extra ingredient and are made from a particular kind of mold. There is a higher requirement for citric acid manufacturing because it is utilized in many advanced medical fields as well as the food and beverage industries. There is a dearth of prior research on the extraction of organic acids, such as citric acid, from filamentous fungi in Ethiopia and worldwide. Therefore, the purpose of this work was to use wheat straw, sugarcane waste, and a combination as a substrate to manufacture citric acid from *Aspergillus niger* that was isolated from agricultural soils in Ethiopia's north Gondar zone. *Aspergillus* isolates were found in agricultural soil samples used in this investigation. The ideal pH and temperature for the chosen isolate to produce the most citric acid were also investigated. Different local substrates were used to further cultivate the possible isolates. Morphological techniques were used for the initial identification of the chosen isolates. An isolate from a mixed substrate showed the highest citric acid output (1.6 g/100 ml) on basal screening media when the isolates were screened for citric acid synthesis. For this isolation to produce the most citric acid, the ideal conditions were 30°C, 129 hours, pH 6.5, and 70% moisture. This study suggests that *Aspergillus niger*, which was isolated from agricultural soil in Ethiopia's north Gondar zone, could generate more citric acid with a different substrate.

Keywords: Solid-state fermentation, Citric acid, Agro-industry waste, *Aspergillus niger*.

1. Introduction

Citric acid is a white, crystalline powder that dissolves in water and has a strong buffering effect on water. It is a specialized organic acid. It is anticipated that the global citric acid market will reach \$3.2 billion by 2023. Over a million tons of citric acid are thought to be generated annually worldwide. The World Health Organization has classified citric acid as safe. Citric acid has several uses, including those as an antioxidant, chelating agent, preservative, pH regulator, and flavor enhancer (Behera et al., 2021). There are several industrial uses for citric acid in meals and drinks. It has little aftertaste and is used as an acidifier in meals. Since citric acid adds a sour flavor to drinks, it is utilized to temper sweetness. Citric acid is known to improve renal and digestive function. Pharmaceuticals employ citric acid as an antioxidant to preserve vitamins and to adjust pH. Citric acid is used as a foaming agent in the textile industry to increase the softness of textiles. To make detergents more ecologically friendly, citrate is also utilized in the detergent business to replace phosphate.

Furthermore, to be mentioned is the possibility of using an organic acid, like citric acid, as a component in the synthesis of commercial chemicals (Hu et al., 2019). In most plants and animals, citric acid (2-hydroxy-2, -propane tricarboxylic acid) is one of the most significant and adaptable carboxylic acid intermediates of metabolism. Many acidic fruit juices, especially those that are citric, include citric acid (CA). However, the natural methods of extracting it from lemons and other natural sources have gradually been superseded by biological processes, which are principally based on the employment of microfungi and are today the most extensively used method (Saha & Kennedy, 2020). Solid-state cultivation (SSC) can be characterized as microbial

[Received] 10 Apr 2024; Accepted 15 June 2024; Published (online) 20 June 2024]

Finesse Publishing stays neutral about jurisdictional claims published maps.



Attribution 4.0 International (CC BY 4.0)

Corresponding email: kidistalemayehu49@yahoo.com (Kidist Alemayehu)

DOI: 10.61363/fsamr.v3i1.146

development on solid substrates without the presence of free water; this is analogous to the natural occurrence of fungi (Pandey, 2003). The chemical, food, pharmaceutical, and agricultural industries have all emphasized this process because it is low-power, low-waste, and it reuses industrial residues as substrates. Because of their physiological and biochemical traits, filamentous fungi – a subclass of microorganisms that may be cultivated on solid supports-have the best capacity to develop under these circumstances (Pandey et al., 2000).

Recently, microbial fermentation has been used extensively in the synthesis of citric acid due to its ease of handling and low cost. In the food and beverage sectors, citric acid is used extensively as an antioxidant and flavor enhancer. It is also used in the chemical, cosmetic, and pharmaceutical sectors, among other industries. Therefore, the goal of the current study was to ascertain if it would be feasible to produce and optimize citric acid under fermentation conditions from various substrates using inexpensive, raw materials like wheat straw, sugarcane waste, and mixed (wheat straw and sugarcane waste).

2. Materials and methods

2.1. Isolation and identification of the fungus

The soil samples were taken from fields in Ethiopia's Amhara regional state's North Gondar Zone. A total of 50 Soil Samples were collected in clean nylon bags and taken to the Laboratory of the Department of Biology, College of Natural and Computational Sciences, University of Gondar. Wheat straw, sugarcane waste, and mixed as a substrate were gathered from farms for the substrate preference. In 90 milliliters of sterile distilled water, five milligrams of every soil sample were suspended. Next, 0.1 ml of the resultant mixture was applied using a glass rod to the surface of solid potato dextrose agar (PDA) plates.

The composition of Potato Dextrose Agar (PDA) is Potato, 100g; Dextrose, 10g; Agar, 10g; and distilled water, 500ml. pH: 5.6 ± 0.2 at 25°C. These plates were then incubated at room temperature (25°C) for five days, during which time the growth was monitored every day for fungal development. The isolated fungus was identified using morphological characteristics, and the growth was confirmed microscopically using lactophenol cotton blue staining to confirm its purity (Salano, 2014).

2.2. Preparation of basal medium and Fungal strain inoculum

To prepare the basal medium for solid-state fermentation, the following ingredients were dissolved in 1 liter of 0.1M sodium acetate buffer (pH 5.5), autoclaved for 20 minutes at 121 °C and 1.5 atm, and then added to KCl 0.5, MgSO₄ · 7H₂O 0.2, CaCl₂ 0.1, yeast extract 0.5, and FeSO₄ · 7H₂O 0.01 (Hegde & Muralikrishna, 2009).

We employed a strain of *Aspergillus niger* that was stored at 80 °C in spore form as a 70% (v/v) glycerol stock. Conidiospores were obtained by shaving and extracting the spores from the 7-day culture on potato dextrose agar plates that had been incubated at 30 °C using sterile water containing 0.04% (v/v) Tween 80. To achieve the required concentration of 10⁶ spores per milliliter of the medium, the spore suspension was diluted with sterile deionized water.

2.3. Screening of isolates

The strain of *Aspergillus niger*, 1 milliliter of spore suspension that was five days old, was inoculated in a sterile liquid basal medium to screen the isolates of *A. niger* quantitatively for the generation of citric acid. After adjusting the pH to 6.0. At room temperature, the fermentation process was conducted in 250 ml Erlenmeyer flasks with 100 ml fermentation medium. Titrimetric analysis was used to quantify the content of citric acid in the fermentation medium (Ali et al., 2002).

2.4. Inoculum preparation

The five-day-old culture was inoculated with 10 milliliters of distilled water containing two drops of 0.1% Tween 80. The spore clusters were removed from the sterilized conditions using a sterile wire loop, and the spore suspension was homogenized by vigorous shaking after mixing (Pandey, 1992).

2.5. Samples Collection


Samples such as wheat straw and sugarcane waste were collected from the local market of North Gondar Zone, Amhara region, Ethiopia (Fig.1).



(Fig 1). Wheat strows and sugarcane samples

2.6. Fermentation

Wheat straw, sugarcane wastes, and mixed substrate were fermented using *A. Niger*. The substrate was cleaned, allowed to air dry, and then dried in a hot air oven at 70 °C for two to three hours. After that, the substrate was ground to a size of 1-2 mm. The substrate preference experiment was conducted using the method ([Bapat et al., 2003](#)). Seven (7) grams of natural substrate, seven grams of sugarcane waste, seven grams of wheat straw, and fourteen grams of mixed were placed in a sieve and left to soak in distilled water for three minutes. After that, the strainer was taken out, and the extra water was emptied for the same amount of time. To get rid of the dust and make sure there was enough soaking, this process was done three times. After being moved into 250 ml conical flasks, the substrate was sterilized for 20 minutes at 121 °C. To modify the ultimate moisture content, 14 grams of mixed substrate and seven milliliters of sterile water were aseptically added. One milliliter (ml) was added to each flask to introduce *Aspergillus niger* isolates. For seven days, inoculated flasks were stored at room temperature. To guarantee that the mycelia were evenly distributed throughout the solid particles, the flasks were gently shaken every day for seven days.



(Fig 2). Solid-state fermentation

2.7. Spore Extraction and Quantification

The slants and flasks were filled with fifty (50) milliliters of sterile water, respectively. Following 15 minutes of vigorous shaking of the flasks to harvest the spores on the natural substrates, filter paper was used to filter the mixture. For a full day, the brown solution was stored in the refrigerator. Conidia were quantified at 560 nm using a spectrophotometer ([Stinson, 1954](#)).

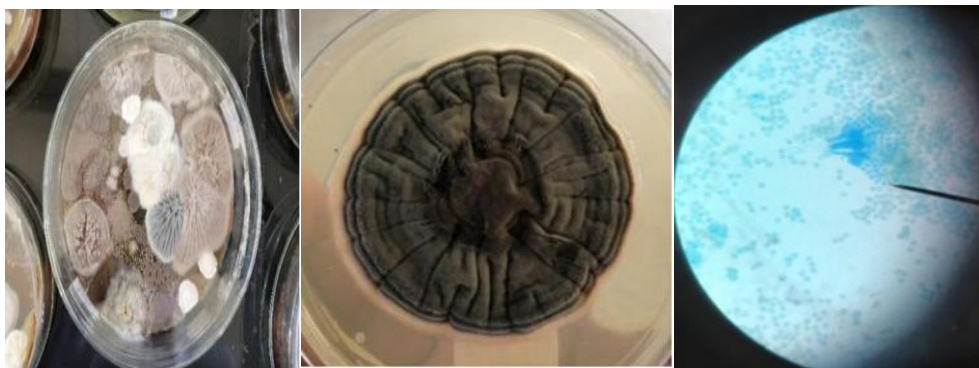
2.8. Optimization of citric acid production

To optimize the synthesis of citric acid, several physical and chemical parameters were chosen, including temperature, pH, incubation duration, and the amount of substrate used (10g and 15g). Additionally, the size of the substrate inoculates (6.0×10^6) was examined. The optimization process involved adjusting a single parameter at a time for each variable, such as the incubation time (48, 96, 144, 192, 240, and 288 hours), reaction temperature (20, 25, 30, 35, and 40 degrees Celsius), reaction pH (5.5, 6, 6.5, 7, and 7.5), moisture content starting at (60, 65, 70, 75, 80), and the impact of the agricultural substrate ([Kessas et al., 2012](#); [Khattab et al., 2017](#)).

3. Results

3.1. Identification of Isolate

In the present study, Soil samples were selected at random from farms that practice agriculture. To demonstrate the isolate's purity, it was refined, examined under a microscope, and its cultural traits were noted. By looking at physical traits and using lactophenol cotton blue staining, the isolated fungus was recognized as *A. niger*. (Fig: 3 & 4)



(Fig 3). Identification of fungi (Fig 4). Matured *Aspergillus niger* as viewed under macroscopic and the microscope

3.2. Production of citric acid

This study used an alternative raw material to evaluate the filamentous fungal isolate's capacity to produce acetic acid. Isolates from several places are screened for the synthesis of citric acid: The amount of citric acid produced from agricultural wastes. Over different hours, the amount of citric acid generated by the *Aspergillus niger* isolates was measured at regular intervals of hours. A maximum mean value of 1.6 g/100ml citric acid was produced from an isolate using a mixed substrate in the north Gondar zone after 129 Hrs of incubation. A mean value of 1.4 g/100ml citric acid was produced from an isolate using a sugarcane waste substrate, and 1.2 g/100ml citric acid was recorded from *A. niger* isolates using wheat straw substrate, respectively. *A. niger* strains that were isolated from agro-ecological zones in north Gondar, Amhara regional state, Ethiopia, generated citric acid.

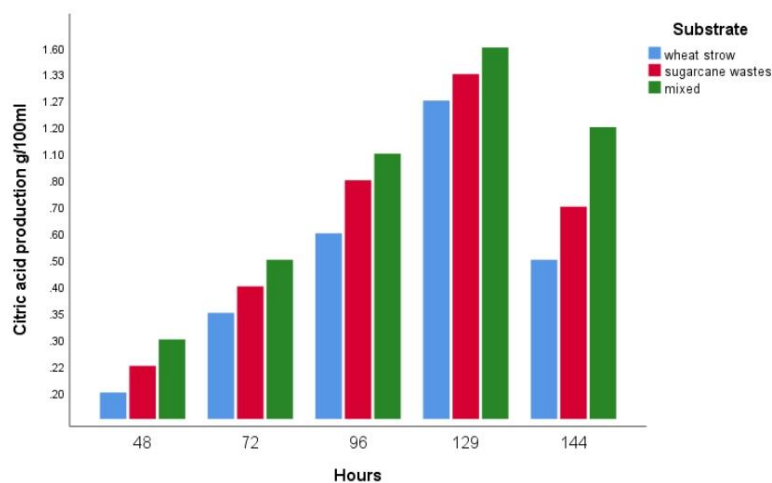
Table 1: Maximum mean value of citric acid production (g/L) by *A. Niger* isolates from agricultural soils collected from the north Gondar zone.

Substrate	Citric acid production g/100ml
wheat strow	1.2
sugarcane wastes	1.4
mixed	1.6

3.3. Optimization of Citric acid production using *Aspergillus niger*

3.3.1. Effect of fermentation time

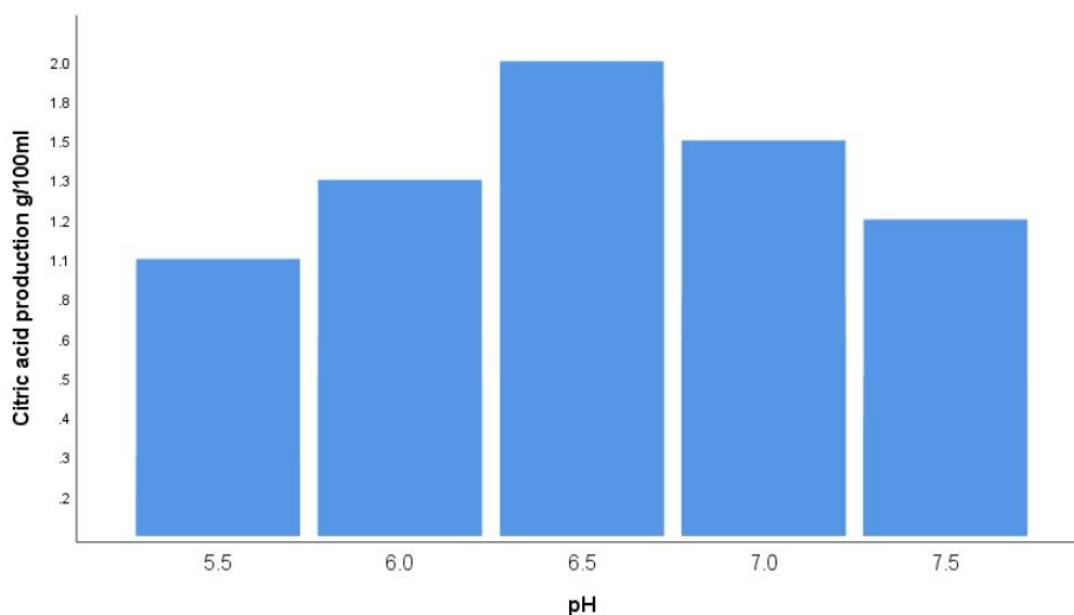
In this study, the generation of citric acid was assessed using a variety of physical and chemical criteria. The impact of various incubation times on the synthesis of citric acid was investigated. *A. niger* produced the highest amount of citric acid in a mixed substrate after 129 hours of incubation (1.60 gm/100 ml). It was observed that the generation of citric acid reduced with increasing incubation time (Fig 5).



(Fig 5). Isolates from different substrates and citric acid produced at different Hrs

3.3.2. Effect of fermentation pH

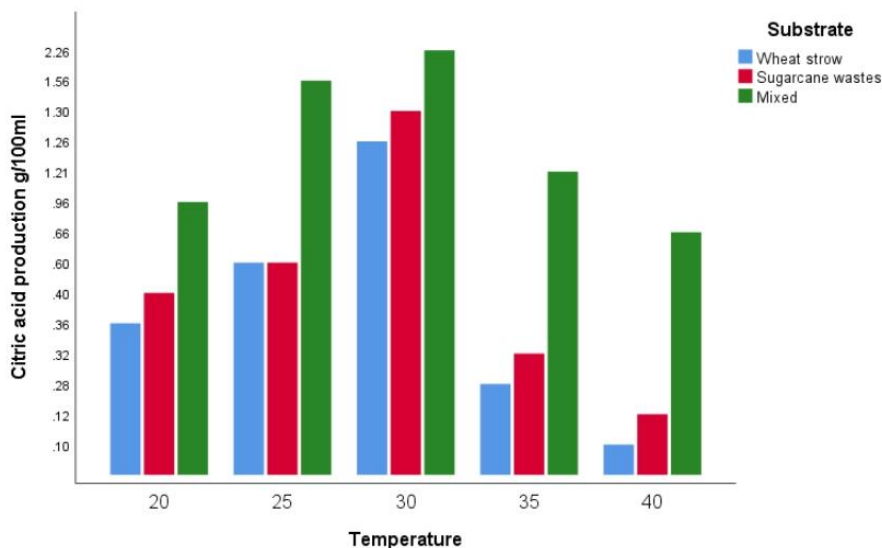
In this study, the greatest synthesis of citric acid by *A. niger* was observed at pH 6.5 (2.0 gm/100 ml) and pH 7.0. The value was 1.5 grams per 100 milliliters at pH 7.5, 1.2 grams per 100 milliliters, and the generation of citric acid was decreased as the medium's pH increased to mixed substrate. (Fig 6)



(Fig 6). Citric acid production by *A. niger* on mixed substrate at different pH levels

3.3.3. Effect of fermentation temperatures

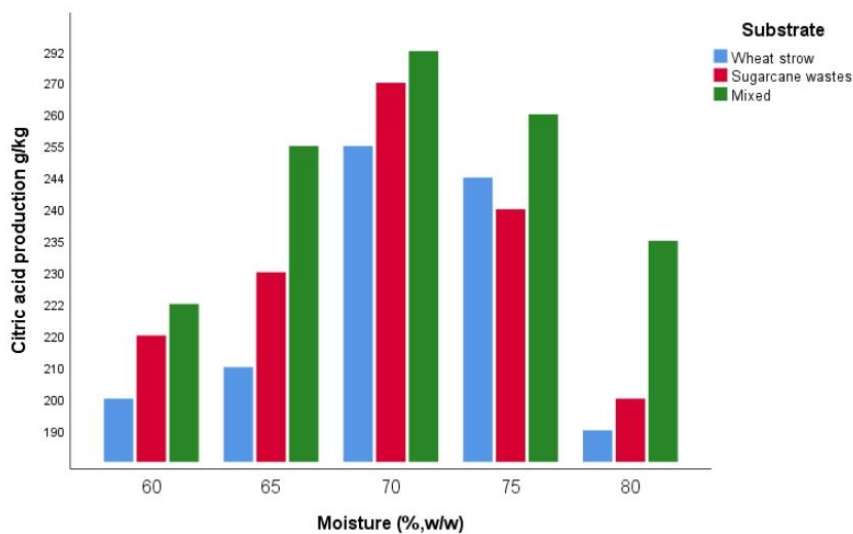
As demonstrated in (Fig.7), out of all the temperatures that were tested, 30°C produced the most citric acid (2.26 gm/100 ml); at 35°C and 40°C, the values were 1.2 gm/100 ml and 0.6 gm/100 ml, respectively. Therefore, 30 OC was the ideal temperature for the manufacture of citric acid in this investigation, and any higher temperature reduced the production of citric acid.



(Fig 7). Citric acid production by A niger mixed substrate at different temperatures

3.3.4. Effect of fermentation moisture content

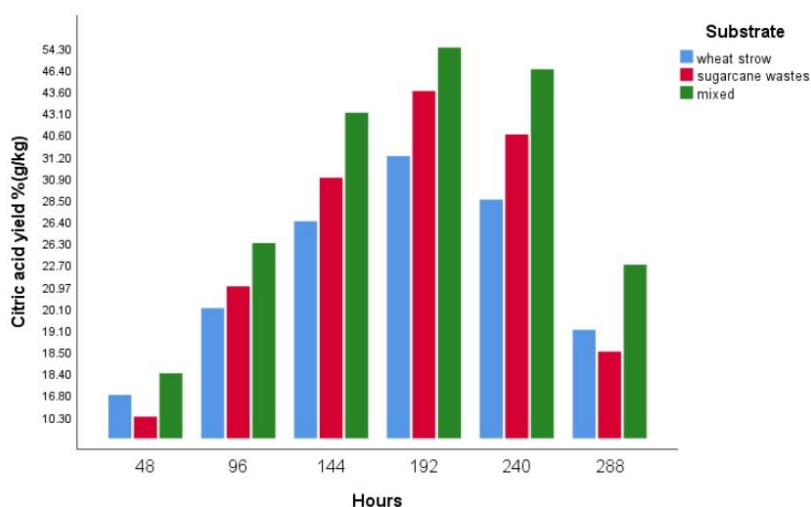
As seen in (Fig.8), citric acid rose as the moisture content grew from 70 to 75% and then sharply reduced as the moisture level increased even further. In these studies, at a moisture percentage of 70%, the greatest citric acid moisture was obtained at 255 g/kg wheat straw, 270 g/kg sugarcane wastes, and 292 g/kg mixed substrate, respectively.



(Fig 8). Citric acid production by A Niger on a mixed substrate at different moisture content

3.3.5. Effect of Different Substrate Preferences on Citric Acid Production

Citric acid obtained from different substrates is shown in Figure 16. At 300 °C, *Aspergillus Niger* produced more citric acid. On substrates made of 7 grams of sugarcane waste and 7 grams of wheat straw, there has been a greater synthesis of citric acid. This indicates that 14% of the substrate may promote the synthesis of citric acid, but an additional 14% would raise the concentrations of several sugars in the mixture that impede the synthesis of citric acid. The blended yield with the highest percentage growth was 54%. Then came sugarcane waste, which produced a 43% yield; using wheat straw as a substrate produced a 31% yield. Citric acid production was studied using mixed substrates as a good substrate for the synthesis of citric acid. The amount of citric acid produced was highest in 192 Hrs of fermentation (Fig.9).



(Fig 9). Different substrates to produce citric acid by *A. Niger*

4. Discussion

Solid-state fermentation is a microbial fermentation process through which selected microorganisms (bacteria, fungi, and yeasts) are cultivated on a moist, solid, non-soluble organic material that acts as a support and nutrient source for the growth of microorganisms, in the absence or near absence of free-flowing water. It is considered an important, viable food processing approach for the bioconversion of organic agro-industrial wastes (Mansor et al., 2023). Globally, the food, pharmaceutical, energy, and chemical industries are the main beneficiaries of the application of solid-state fermentation, because, through microbial biotechnology, it is conveniently used in the production of fermented foods and other useful industrial products (Ghosh, 2016). The purpose of this study was to find fungi that produce citric acid in a variety of naturally existing agricultural soil sources, and it is the high yield of citric acid production. To find possible fungi that produce citric acid, the researchers concentrated on several decomposing soil samples that were collected on PDA agar plates. acid, the researchers concentrated on several decomposing soil samples that were collected on PDA agar plates.

Identification of *Aspergillus niger* morphologically: In this study, the isolates grew initially on PDA with white mycelia, which matured into velvety black spores. The conidial head also displayed black coloring. Microscopic analysis demonstrated a unique conidiophore that culminated in an enlarged vesicle containing flask-shaped biserial phialides, as illustrated as shown in (Fig 3). Screening isolates from various substrates to check for the synthesis of citric acid. The amount of citric acid produced by the various *Aspergillus niger* by different substrates over 288 hours is shown in Table 1. A maximum mean value of 1.6 g/100ml was obtained at 129 hours for mixed substrate, 1.4g/100ml was obtained from Sugarcane waste, and 1.2g/100ml was obtained from Wheat straw. Since the mixed substrate gave the highest mean value of citric acid of all substrates, *Aspergillus niger* mixed substrate was used for optimization studies.

It is, however, in contrast to the report of (Ali et al., 2002) Utilizing cane molasses and a stirred fermented method with three strains of the fungus had a higher value at 0.763 g/g. With a growth value of 41%, wheat straw provided the most help. When *A. niger* isolates were screened for their ability to produce citric acid, the isolate from Kawo (Kw) produced the greatest yield (0.38g/100ml) on basal screening media. After pH and temperature were optimized, it was found that 30 OC (0.65g/100ml) and pH 6.0 were the ideal values for the generation of citric acid by isolate Kw. Compared to the untreated wheat straw, which yielded 13.3g/kg of citric acid, the wheat straw treated with 5 N HCl had a high yield of 25.60g/kg.

It is feasible to manufacture this organic acid in large quantities by looking at the growth patterns and other characteristics associated with the synthesis of citric acid by this isolation using substrates such as mixed. Similar work was reported by (Egbe et al., 2022; Romero-Cortes et al., 2012).

In general, it was discovered that *Aspergillus niger* produced the most citric acid (1.6 g/100 ml). The highest pH of 6.5 (2.0 g/100 ml), temperature of 30°C (2.26 g/100 ml), moisture percentage 70% w/w of (292 g/kg) incubation period of 129 hours, and agricultural substrates of wheat straw and sugarcane wastes (mixed substrate) of 54.3 g/kg were recorded as the values for citric acid synthesis. These results provide that *Aspergillus niger* is the best industrial species for producing citric acid.

4.1. Citric acid production by fermentation condition optimization

Numerous studies have sought to achieve high yields using low-cost optimization techniques. *Aspergillus niger*'s improvement efforts for citric acid production were often focused on traditional optimization techniques, and numerous publications exist regarding these techniques, which vary one element at a time to produce citric acid ([Adeoye et al., 2022](#); [Ambati & Ayyanna, 2001](#)).

4.2. Effect of Time

Maximum production of the citric acid peaking at 1.6 g/100 ml after 129 hours by mixed substrate and then declining to 0.3 g/100 ml after 48 hours. The *Aspergillus niger* has been incubating for a few hours. Our findings are consistent with those of some earlier research that indicated a seven-day fermentation period was ideal. In Thies' study at 129 Hrs, where maximum production was observed, the best results were obtained ([Iqbal & Utara, 2015](#)). The other research report was by ([Cevrimli et al., 2009](#)). The greatest amount of citric acid was generated after 216 hours, and this was further enhanced by 144 hours of incubation. It was reported that 192 hours of incubation produced the highest quantity of citric acid. As anticipated, it is evident that the fermentation period had an impact on citric acid production. More interaction between the fungi and the substrate results from longer fermentation times.

4.3. Effect of initial pH

When employing fungi or any other microbe to produce organic acid or acid, the impact of pH is a crucial factor. For *Aspergillus niger*, high citric acid was obtained in this work at pH 6.5. We have noted the following during the fermentation of the basal medium for the three substrates (wheat straw, sugarcane wastes, and mixed) at 30 °C and 128 hours of incubation. Figure 12 indicates citric acid by *A. niger* was observed at pH 6.5 (2.0 gm/100 mL) and pH 7.5. The value was 1.2 g per 100ml. The pH gradually decreased as the fermentation period lengthened; to successfully produce citric acid in subsequent studies, a pH of 6.5 is required. This result agrees with the previously published works of ([Almoussa et al., 2018](#)). The culture medium's initial pH value primarily regulates the growth of the fungus and the synthesis of citric acid. Numerous studies have been reported on various pH optima. The obtained results are consistent with ([Laltha et al., 2022](#)) who investigated the effects of low and high starting pH values and concluded that the generation of citric acid is reduced when the initial pH value is less than 3.5.

It could be because the ferrocyanide ions were more harmful to mycelium growth at low pH levels. Oxalic acid builds up when the starting pH is higher. But the greatest amount of citric acid (1.2 g/100ml) was generated when the starting pH of the fermentation medium was set to 6.5, according to research on the effects of varying initial pH (0.5 - 7.5) of the fermentation media. Protein and citric acid output were both decreased when pH dropped which agrees with the study of ([El-Aasar, 2006](#)).

Effect of incubation temperature: Figure 4 illustrates how temperature affects the synthesis of citric acid. We observed that the average amount of citric acid produced at 30°C was 2.2 g/100 ml, at 35°C it was 1.2 g/100 ml, and at 40°C it was 0.6 g/100 ml in this investigation, which employed a pH of 6.5 at various temperatures. Thus, 30°C is the ideal temperature for the synthesis of citric acid in this investigation. Several studies found similar results ([Alsudani & Al-Shibli, 2015](#)).

In addition, 20–40°C is thought to be the ideal temperature range for mushrooms. On the other hand, a temperature higher than 40°C promotes oxalic buildup and suppresses mycelial growth. *A. niger* cultures that are thermotolerant, however, may manufacture citric acid at temperatures as high as 25–40°C. Studies found similar results ([Kareem et al., 2010](#)). These cultures have demonstrated that one of the key variables that significantly affects citric acid synthesis is the temperature of the medium. Temperatures lower than 27 °C significantly slowed down growth and productivity. Reduced middle temperature also resulted in reduced enzyme activity, which did not affect the generation of citric acid. However, the biosynthesis of citric acid was



reduced when the medium temperature rose over 30°C. The generation of citric acid at varying moisture levels was demonstrated by the differences in substrates, according to the results.

4.4. Effect of fermentation moisture content

The results showed that the ideal moisture content for the synthesis of citric acid was the blended substrate at pH 6.5 for 70% (w/v). The greatest citric acid moisture was obtained at 255 g/kg wheat straw, 270 g/kg sugarcane waste, and 292 g/kg mixed substrate, so the mixed substrate is the preferred yield of citric acid by (70%w/v) moisture content. The number of citric acids produced declined as the moisture content rose by 80%. These amounts were expected and are within the range of previous studies ([El-Sohaimy & Hafez, 2010](#); [Gourchala et al., 2015](#); [Pereira et al., 2017](#)).

4.5. Effect of Agricultural Substrate

Table 2 displays the results of *Aspergillus niger* isolates from several substrates, including mixed, sugarcane wastes, and wheat straw. The fermentation process took 129 hours to create the maximum amount of citric acid. The wheat straw and sugarcane waste in the mixed substrate had the highest value of citric acid production yield (34.3g/kg of dry weight), followed by 27.2g/kg and 30.6g/kg, respectively. Strains of *A. niger* using agricultural wastes to produce citric acid. The filamentous fungus *A. niger* is most frequently used to produce citric acid because it is simple to handle, has a well-developed enzymatic system that allows it to employ a variety of substrates, can ferment a wide range of inexpensive raw materials, and produces a high output of citric acid in several studies ([Auta et al., 2014](#); [Femi-Ola & Atere, 2013](#); [Książek, 2023](#)). Even though they are costly, they can be swapped out for a variety of readily available, inexpensive substrates, such as byproducts or agro-industrial wastes ([Prasad et al., 2014](#)).

Citric acid can be produced effectively using a variety of source materials. Nevertheless, there are a few important considerations that must be made when selecting the type of substrate, such as pricing or the requirement for pretreatment ([Soccol et al., 2006](#)). After 129 hours of growing cultures in which 7 grams of specific raw materials were used, the goal of this section was to embrace the use of specific local raw materials as a low-cost medium for the manufacture of citric acid by *A. niger*. (wheat straw, sugarcane wastes, and mixed or wheat straw and sugarcane wastes) was added either carbon-free or carbon- and nitrogen-free to the fermenting media. By employing molasses as a carbon source, the results demonstrated that the mixed substrate was considerably superior to the wild strain for *A. niger*'s generation of citric acid (1.6 mg/100 ml).

5. Conclusions

According to the study's results, using mixed as a substrate for *A. niger*'s production of citric acid may be a practical way to reduce mixed substrate disposal issues while simultaneously creating a less costly, economically important organic acid. The findings also demonstrated that farm soil contains strains of *A. niger* that may generate respectable levels of citric acid. Few microbiological sources are known to be suitable for the commercial production of citric acid, although numerous are accessible for its manufacture.

Biotechnologists from all over the world have taken notice of them due to their spectrum of action and great diversity. Not much work is being done in Ethiopia right now to use microorganisms to make citric acid. Using locally available and less expensive materials, such as agricultural waste and byproducts, as a substrate for the synthesis of this valuable organic acid and its subsequent application in the food and pharmaceutical industries may be the best option when cost-effectiveness is considered. As a result, the strategy for further studies has been prepared to use *Aspergillus niger* to manufacture citric acid.

CRedit authorship contribution statement

Conceptualization, K.A. and T.M.; Methodology, K.A.; Data analysis, K.A.; Investigation, K.A.; Resources, K.A.; Writing – original draft, K.A.; Writing – review & editing, K.A, N.B., and T.M.; Visualization, K.A, N.B and T.M.; Supervision, T.M. and N.B.; Funding acquisition, K.A. All authors have read and agreed to the published version of the manuscript.

Funding

There is no funding to report.

Declaration of Competing Interest

The authors declare no conflict of interest.

Acknowledgments

The authors would like to acknowledge the Department of Biology, University of Gondar.

Underlying data

Fig share: Screening for organic acid production, Isolated fungi were identified by observing their macroscopic Production of acid by solid-state fermentation. <https://doi.org/10.6084/m9.figshare.26105125> DOI. 23

This project contains the following underlying data:

Screening for organic acid production, Isolated fungi were identified by observing their macroscopic characteristics and the production of acid by solid state fermentation.

- SPSS data analysis of moisture content, pH, and microbial load of organic acid production.

- SPSS data analysis of the quantity of organic acids in culture.

Data are available under the terms of the Creative Commons Attribution 4.0 International license (CC-BY 4.0).

References

- Adeoye, A., Adegbola, G., & Lateef, A. (2022). New insights into valorization of agro-industrial wastes for production of citric acid: effects of mutation and optimization—a review. *European Journal of Science, Innovation and Technology*, 2(5), 102-137.
- Ali, S., Haq, I.-u., Qadeer, M., & Iqbal, J. (2002). Production of citric acid by *Aspergillus niger* using cane molasses in a stirred fermentor. *Electronic journal of biotechnology*, 5(3), 19-20.
- Almoussa, A. A., Abd El-Ghany, M. N., & Ashour, E. H. (2018). Citric acid fermentation by *Aspergillus niger*. *Journal of Innovations in Pharmaceutical and Biological Sciences*, 5(4), 20-37.
- Alsudani, A. A., & Al-Shibli, M. K. (2015). Citric acid production from some local isolates of the fungus *Aspergillus niger* by rice husks filtrate medium. *International Journal of Recent Scientific Research*, 6(8), 5625-5633.
- Ambati, P., & Ayyanna, C. (2001). Optimizing medium constituents and fermentation conditions for citric acid production from palmyra jaggery using response surface method. *World Journal of Microbiology and Biotechnology*, 17(4), 331-335.
- Auta, H. S., Abidoye, K. T., Tahir, H., Ibrahim, A. D., & Aransiola, S. A. (2014). Citric acid production by *Aspergillus niger* cultivated on *Parkia biglobosa* fruit pulp. *International scholarly research notices*, 2014(1), 762021.
- Bapat, P. M., Kundu, S., & Wangikar, P. P. (2003). An optimized method for *Aspergillus niger* spore production on natural carrier substrates. *Biotechnology progress*, 19(6), 1683-1688.
- Behera, B. C., Mishra, R., & Mohapatra, S. (2021). Microbial citric acid: Production, properties, application, and future perspectives. *Food frontiers*, 2(1), 62-76.
- Cevrimli, B. S., Kariptas, E., & Ciftci, H. (2009). Effects of fermentation conditions on citric acid production from beet molasses by *Aspergillus niger*. *Asian Journal of Chemistry*, 21(4), 3211-3218.
- Egbe, N., Ihediwa, L., Abdulsalami, M., Adebayo, A., & Onuh, K. (2022). Citric acid Production from Agricultural Wastes using *Aspergillus niger* Isolated from some Locations within Kaduna Metropolis, Nigeria. *Journal of Applied Sciences & Environmental Management*, 26(9).
- El-Aasar, S. (2006). Submerged fermentation of cheese whey and molasses for citric acid production by *Aspergillus niger*.
- El-Sohaimy, S., & Hafez, E. (2010). Biochemical and nutritional characterizations of date palm fruits (*Phoenix dactylifera* L.). *J Appl Sci Res*, 6(6), 1060-1067.
- Femi-Ola, T., & Atere, V. (2013). Citric acid production from brewers spent grain by *Aspergillus niger* and *Saccharomyces cerevisiae*. *International Journal of Research in BioSciences*, 2(1), 30-36.
- Ghosh, J. S. (2016). Solid state fermentation and food processing: a short review. *J. Nutr. Food Sci*, 6(1), 1-7.
- Gourchala, F., Ouazouaz, M., Mihoub, F., & Henchiri, C. (2015). Compositional analysis and sensory profile of five date varieties grown in south Algeria. *J. Chem. Pharm. Res*, 7(2), 511-518.
- Hegde, S., & Muralikrishna, G. (2009). Isolation and partial characterization of alkaline feruloyl esterases from *Aspergillus niger* CFR 1105 grown on wheat bran. *World Journal of Microbiology and Biotechnology*, 25(11), 1963-1969.



- Hu, W., Li, W.-j., Yang, H.-q., & Chen, J.-h. (2019). Current strategies and future prospects for enhancing microbial production of citric acid. *Applied microbiology and biotechnology*, 103(1), 201-209.
- Iqbal, J., & Utara, U. (2015). Isolation of *Aspergillus niger* strains from soil and their screening and optimization for enhanced citric acid production using cane molasses as carbon source. *J. Appl. Environ. Biol. Sci*, 5(4), 128-137.
- Kareem, S., Akpan, I., & Alebiowu, O. (2010). Production of citric acid by *Aspergillus niger* using pineapple waste. *Malaysian Journal of Microbiology*, 6(2), 161-165.
- Kessas, R., Benabdi, L., & Bouarfa, H. (2012). Optimisation des parametres de production de l'acide citrique a partir de melasse de canne de sucre avec *Aspergillus niger*. *J. Soc. Chim. Tunisie*, 14, 57-62.
- Khattab, A. A., Salem, A., & Soheam, A. E. (2017). Optimization of citric acid production by *Aspergillus niger* isolated from different habitats. *Research Journal of Pharmaceutical Biological and Chemical Sciences*, 8(6), 614-623.
- Książek, E. (2023). Citric acid: properties, microbial production, and applications in industries. *Molecules*, 29(1), 22.
- Laltha, M., Sewsynker-Sukai, Y., & Kana, E. G. (2022). Simultaneous saccharification and citric acid production from paper wastewater pretreated banana pseudostem: optimization of fermentation medium formulation and kinetic assessment. *Bioresource technology*, 361, 127700.
- Mansor, A., Samat, N., Amin, N. M., Ramli, M. S., & Siva, R. (2023). Microbial tannase production from agro-industrial byproducts for industrial applications. In *Microbial bioprocessing of agri-food wastes* (pp. 147-186). CRC Press.
- Pandey, A. (1992). Recent process developments in solid-state fermentation. *Process biochemistry*, 27(2), 109-117.
- Pandey, A. (2003). Solid-state fermentation. *Biochemical engineering journal*, 13(2-3), 81-84.
- Pandey, A., Soccol, C. R., Nigam, P., & Soccol, V. T. (2000). Biotechnological potential of agro-industrial residues. I: sugarcane bagasse. *Bioresource technology*, 74(1), 69-80.
- Pereira, P. H., Waldron, K. W., Wilson, D. R., Cunha, A. P., de Brito, E. S., Rodrigues, T. H., Rosa, M. F., & Azeredo, H. M. (2017). Wheat straw hemicelluloses added with cellulose nanocrystals and citric acid. Effect on film physical properties. *Carbohydrate Polymers*, 164, 317-324.
- Prasad, M., Surendra Babu, N., Sridevi, V., Reddy, O., & Prakasam, R. (2014). Response surface methodology for optimization of sorghum malt media for citric acid production by improved strains of *Aspergillus niger*. *Int J Adv Res*, 2, 498-507.
- Romero-Cortes, T., Robles-Olvera, V., Rodriguez-Jimenes, G., & Ramirez-Lepe, M. (2012). Isolation and characterization of acetic acid bacteria in cocoa fermentation. *African journal of microbiology research*, 6(2), 339-347.
- Saha, B. C., & Kennedy, G. J. (2020). Efficient itaconic acid production by *Aspergillus terreus*: Overcoming the strong inhibitory effect of manganese. *Biotechnology progress*, 36(2), e2939.
- Salano, O. A. (2014). *Isolation and Characterization of Fungi from Lake Magadi of the Kenyan Rift Valley*
- Soccol, C. R., Vandenberghe, L. P., Rodrigues, C., & Pandey, A. (2006). New perspectives for citric acid production and application. *Food Technology and Biotechnology*, 44(2), 141-149.
- Stinson, E. E. (1954). *Purification and characterization of fungal carbohydrases*. Iowa State University.